

Title	The BFSS model on the lattice
Creators	Filev, Veselin G. and O'Connor, Denjoe
Date	2015
Citation	Filev, Veselin G. and O'Connor, Denjoe (2015) The BFSS model on the lattice. Journal of High Energy Physics, 2016 (5). ISSN 1029-8479
URL	https://dair.dias.ie/id/eprint/332/
DOI	DIAS-STP-15-09

The BFSS model on the lattice

Veselin G. Filev, Denjoe O'Connor,

*School of Theoretical Physics,
Dublin Institute for Advanced Studies,
10 Burlington Road, Dublin 4, Ireland.*

E-mail: vfilev@stp.dias.ie, denjoe@stp.dias.ie

ABSTRACT: We study the maximally supersymmetric BFSS model at finite temperature and its bosonic relative. For the bosonic model in $p + 1$ dimensions, we find that it effectively reduces to a system of gauged Gaussian matrix models. The effective model captures the low temperature regime of the model including the phase transition. The mass becomes $p^{1/3}\lambda^{1/3}$ for large p , with λ the 'tHooft coupling. For $p = 9$ simulations of the model give $m = (1.90 \pm .01)\lambda^{1/3}$, which is also the mass gap of the Hamiltonian. We argue that there is no 'sign' problem in the maximally supersymmetric BFSS model and perform detailed simulations of several observables finding excellent agreement with AdS/CFT predictions when $1/\alpha'$ corrections are included.

Contents

1	Introduction	1
2	The BFSS model	3
3	Bosonic BFSS on the lattice	4
3.1	Discretisation	4
3.2	Hybrid Monte Carlo	6
3.3	Phase structure	7
3.4	Gap and eigenvalue distribution	9
3.5	$1/D$ expansion	10
4	The supersymmetric model on the lattice	15
4.1	The Pfaffian phase is not a problem!	17
4.2	RHMC and fermionic forces	18
4.3	Simulation results	19
5	Discussion	21

1 Introduction

The leading candidate for a non-perturbative formulation of M-theory is expected to be the infinite matrix size limit of a matrix model of some kind. One such proposal is the BFSS model [2, 6, 11] which was conjectured to capture the entire dynamics of M-theory¹. Relatives of this model such as the BMN model [4] or models derived from the ABJM model [5] are also considered possible viable candidates for such a non-perturbative formulation. All of these conjectured formulations of M-theory are regularised versions of the supermembrane and are matrix quantum mechanical systems. They are based on the matrix regularisation of membranes introduced by Hoppe [1] and extended to the supermembrane in [2] and [3].

In the second half of the paper we focus on the BFSS model. However, we dedicate the earlier sections of the paper to a careful study of the Hoppe regulated bosonic membrane which is the bosonic part of the BFSS model. This model is also of separate interest since it is the high temperature limit of maximally supersymmetric $1 + 1$ dimensional $SU(N)$ Yang-Mills (or matrix string theory) compactified on a circle when the fermions decouple due to their anti-periodic boundary conditions at finite temperature.

¹With a periodically identified lightlike direction for finite matrix size.

We then continue our study with the BFSS model. This model first emerged as $\mathcal{N} = 16$ supersymmetric Yang-Mills quantum mechanics [7–9], later it arose as the 11-dimensional supermembrane in Hoppe’s regularization and most recently as the BFSS model [6], a candidate for a non-perturbative formulation of M-theory, and it also describes the low energy effective theory of a system of $D0$ -branes [10].

Our lattice regularisation of the model follows Catterall and Wiseman [20]. In this formulation it is clear that the Pfaffian obtained when the Fermions are integrated out can in general be complex. However, we find that the phase of the Pfaffian is restricted to a narrow band so that $\cos(\Theta_{pf}) \sim 1$. There is therefore no real phase or ‘sign problem’ as far as simulations of the model are concerned. We simulate the model using a rational hybrid monte carlo algorithm (RHMC) and find excellent agreement with results reported in [19–22] though our values for the energy are slightly higher than those of [19, 22] but in excellent agreement with predictions of AdS/CFT when leading $1/\alpha'$ corrections are included. Those interested primarily in the supersymmetric model can skip to section 4 for our discussion of the model and results, consulting section 2 for the continuum model and our notation.

The principal results of this paper are:

- We perform monte carlo simulations of the model and measure the two point correlation function, the mass gap and the eigenvalue distribution of each matrix. All fit with Gaussian matrix quantum mechanics with the same mass as that found from the correlation function.
- We derive an effective description of the bosonic model using a $1/p$ expansion where p is the number of matrices. The description is in terms of p massive scalar fields that are gauged under the adjoint action of $SU(N)$ but are otherwise free scalar fields.
- The effective model reproduces the two phase transitions (see [13]) of the full model with surprising precision².
- We study the maximally supersymmetric BFSS model and present arguments showing that though the lattice model in general has a complex phase, it is only the cosine of this phase that enters in simulations and the model is such that the angle is restricted to regions where the cosine is positive hence there is no sign problem in the full model.
- We simulate the model using a Fourier accelerated rational hybrid monte carlo algorithm confirming results found earlier by other groups and find excellent agreement with predictions of AdS/CFT when subleading $1/\alpha'$ corrections are included.

The simulations we report provide a useful test of our code as we proceed to examine further observables and the inclusion of longitudinal M5-branes or equivalently $D4$ -branes.

²The model can also be interpreted as the high temperature description of the maximally supersymmetric 1+1 dimensional Yang-Mills compactified on a circle. In this setting its two transitions are the high temperature limit of the black hole black string transition in the dual gravity model, but now captured in a Gaussian model.

Our goal being the Berkooz-Douglas matrix model holographically dual to the backreacted D0/D4 brane system. Such studies can provide a solid test of the AdS/CFT correspondence with flavour degrees of freedom, which is a widely used tool for non-perturbative analysis in flavour dynamics.

The layout of the paper is as follows: In section 2 we introduce the BFSS model and continue in section 3 with a study of the bosonic part of the model describing our lattice discretisation and hybrid monte carlo algorithm. We then present our numerical results for this bosonic model and continue in section 3.5 to develop an expansion for the model in terms of the inverse of the number of matrices. This leads us to introduce our effective Gaussian model and compare it with the full model. In section 4 we return to the supersymmetric model and resent our lattice discretisation of this model. We give a discussion of the Pfaffian phase of the model and present our results. The paper ends with a discussion of our results in section 5.

2 The BFSS model

The BFSS matrix model is a one dimensional supersymmetric Yang-Mills theory naturally arising in type IIA superstring theory as a low energy effective description of D0-branes. It is conjectured that in the limit of a large number of D0-branes, N , the model is equivalent uncompactified eleven dimensional M -theory [6] while for finite N it corresponds to M -theory compactified on a lightlike circle [11]. The easiest way to obtain the BFSS matrix model is via dimensional reduction of ten dimensional supersymmetric Yang-Mills theory down to one dimension. The resulting reduced ten dimensional action is given by [12]:

$$S_M = \frac{1}{g^2} \int dt \text{Tr} \left\{ \frac{1}{2} (\mathcal{D}_0 X^i)^2 + \frac{1}{4} [X^i, X^j]^2 - \frac{i}{2} \Psi^T C_{10} \Gamma^0 D_0 \Psi + \frac{1}{2} \Psi^T C_{10} \Gamma^i [X^i, \Psi] \right\}, \quad (2.1)$$

where Ψ is a thirty two component Majorana–Weyl spinor, Γ^μ are ten dimensional gamma matrices and C_{10} is the charge conjugation matrix satisfying $C_{10} \Gamma^\mu C_{10}^{-1} = -\Gamma^{\mu T}$. We take a representation for Γ^μ in terms of nine dimensional (euclidian) gamma matrices γ^i :

$$\begin{aligned} \Gamma^i &= \gamma^i \otimes \sigma_1, & \text{for } i = 1, \dots, 9, \\ \Gamma^0 &= 1_{16} \otimes i\sigma_2, \\ C_{10} &= C_9 \otimes i\sigma_2, \end{aligned} \quad (2.2)$$

where C_9 is the charge conjugation matrix in nine dimensions satisfying $C_9 \gamma^i C_9^{-1} = \gamma^{iT}$ and σ_i are the Pauli matrices. With the following choice for the Majorana–Weyl spinor:

$$\Psi = \psi \otimes \begin{pmatrix} 1 \\ 0 \end{pmatrix}, \quad (2.3)$$

where ψ is a sixteen component $Spin(9)$ Majorana fermion and Wick rotating to Euclidean time, we obtain the Euclidean action:

$$S_E = \frac{1}{g^2} \int d\tau \text{Tr} \left\{ \frac{1}{2} (D_\tau X^i)^2 - \frac{1}{4} [X^i, X^j]^2 + \frac{1}{2} \psi^T C_9 D_\tau \psi - \frac{1}{2} \psi^T C_9 \gamma^i [X^i, \psi] \right\}, \quad (2.4)$$

which, as is manifest, is $Spin(9)$ invariant. Note: we have not imposed any restriction on the nine dimensional spinor basis. For example if we choose γ^i to be in the Majorana representation (where the nine γ^i are taken to be real and symmetric) then $C_9 = 1_{16}$ and we arrive at the more standard form for the action (2.4). However, we are interested in a basis in which the discrete theory is free of fermion doubling, which can be achieved by taking a basis [20] in which $C_9 = 1_8 \otimes \sigma_1$. We will return to this in section 4, where we consider the discretisation of the full BFSS matrix model.

3 Bosonic BFSS on the lattice

In this section we focus on the bosonic part of the action (2.4) given by:

$$S_b = \frac{1}{g^2} \int_0^\beta dt \operatorname{tr} \left\{ \frac{1}{2} (\mathcal{D}_t X^i)^2 - \frac{1}{4} [X^i, X^j]^2 \right\} . \quad (3.1)$$

The zero temperature model was introduced by Hoppe [1] as a gauge fixed and regulated description of membranes. The model has also been extensively studied in the literature³. Its phase structure at finite temperature has been explored in [13], where the authors found that as the temperature is decreased the model first undergoes a 2nd order deconfining-confining phase transition into a phase with non-uniform but gapless distribution for the holonomy. As the temperature is further decreased there is a 3rd order transition to a gapped holonomy with a quadratic decrease in the internal energy to a constant value for lower temperatures. The high temperature expansion of the model was developed in [14]. In what follows we will reproduce the main results of [13] and elaborate on the properties of the theory at zero temperature. In particular we will provide evidence that the model has an effective description in terms of a free massive scalar which captures essentially all of the finite temperature features of the model including the phase transitions.

3.1 Discretisation

We discretise time to Λ sites $t_n = an$, ($n = 0, \dots, \Lambda - 1$), where the lattice spacing is $a = \beta/\Lambda$, and impose periodic boundary conditions identifying the point $t_\Lambda = \Lambda a = \beta$ with the point 0. To discretise the covariant derivative \mathcal{D}_t we define the transporter fields:

$$U_{n,n+1} = \mathcal{P} \exp \left[i \int_{na}^{(n+1)a} dt A(t) \right] , \quad (3.2)$$

where \mathcal{P} denotes a path ordered product. Let us consider for a moment the pure derivative part of \mathcal{D}_t . On the lattice we have:

$$\partial_t X_n^i \rightarrow \frac{X_{n+1}^i - X_n^i}{a} . \quad (3.3)$$

³The model is also the high temperature limit of 1 + 1 dimensional $\mathcal{N} = 8$ supersymmetric Yang-Mills on $\mathbf{R} \times S^1$ where β is now the period of the S^1 and the fermions drop out due to their anti-periodic boundary conditions at finite temperature.

To make the above expression gauge covariant we have to transport back the field at t_{n+1} to t_n . For the discrete version of the covariant derivative, we obtain:

$$\mathcal{D}_t \rightarrow \frac{U_{n,n+1} X_{n+1}^i U_{n+1,n} - X_n^i}{a}, \quad (3.4)$$

where $U_{n+1,n} = U_{n,n+1}^\dagger$. Using equation (3.4) for the discrete bosonic action we obtain:

$$S_b = N \sum_{n=0}^{\Lambda-1} \text{tr} \left\{ -\frac{1}{a} X_n^i U_{n,n+1} X_{n+1}^i U_{n,n+1}^\dagger + \frac{1}{a} (X_n^i)^2 - \frac{a}{4} [X_n^i, X_n^j]^2 \right\}, \quad (3.5)$$

where without loss of generality we have taken $g = \frac{1}{\sqrt{N}}$.⁴ The action S_b can be written in a much simpler form by using the $U(n)^\Lambda$ gauge symmetry of the model. Indeed, at each lattice site we have a local $U(N)$ symmetry. Using that symmetry we can perform the transformation:

$$\begin{aligned} X'_0 &= X_0, \\ X'_1 &= U_{0,1} X_1 U_{0,1}^\dagger, \\ X'_2 &= (U_{0,1} U_{1,2}) X_2 (U_{0,1} U_{1,2})^\dagger, \\ &\dots \\ X'_{\Lambda-1} &= (U_{0,1} U_{1,2} \dots U_{\Lambda-2, \Lambda-1}) X_{\Lambda-1} (U_{0,1} U_{1,2} \dots U_{\Lambda-2, \Lambda-1})^\dagger \end{aligned} \quad (3.6)$$

introducing the notation $\mathcal{W} = (U_{0,1} U_{1,2} \dots U_{\Lambda-2, \Lambda-1} U_{\Lambda-1,0})$ for the bosonic action (3.5) we obtain:

$$S_b = -\frac{1}{a} N \text{tr} \left\{ \sum_{n=0}^{\Lambda-2} X'_n X'_{n+1} + X'_{\Lambda-1} \mathcal{W} X'_0 \mathcal{W}^\dagger \right\} + N \sum_{n=0}^{\Lambda-1} \text{tr} \left\{ \frac{1}{a} (X'_n)^2 - \frac{a}{4} [X'_n, X'_n]^2 \right\}. \quad (3.7)$$

The unitary matrix \mathcal{W} has the decomposition $\mathcal{W} = V D V^\dagger$, where $D = \text{diag}\{e^{i\theta_1}, \dots, e^{i\theta_N}\}$ is a diagonal unitary matrix and V is a unitary. But the action (3.7) has the residual symmetry $X'_n \rightarrow V X'_n V^\dagger$, which we can use to diagonalise \mathcal{W} . Furthermore, it has an additional symmetry $X'_n \rightarrow h_n X'_n h_n^\dagger$, where h_n is a diagonal unitary matrix, which we can use to “distribute” the diagonal matrix D among all of the hop terms. Indeed, defining the matrix $D_\Lambda = \text{diag}\{e^{i\theta_1/\Lambda}, \dots, e^{i\theta_N/\Lambda}\}$, which satisfies $(D_\Lambda)^\Lambda = D$, one can verify that under the transformation:

$$X'_n = (V h_n) \tilde{X}_n^i (V h_n)^\dagger, \quad \text{where } h_n = (D_\Lambda)^n, \quad (3.8)$$

the action (3.7) transforms into:

$$S_b[\tilde{X}, D_\Lambda] = N \sum_{n=0}^{\Lambda-1} \text{tr} \left\{ -\frac{1}{a} \tilde{X}_n^i D_\Lambda \tilde{X}_{n+1}^i D_\Lambda^\dagger + \frac{1}{a} (\tilde{X}_n^i)^2 - \frac{a}{4} [\tilde{X}_n^i, \tilde{X}_n^j]^2 \right\}. \quad (3.9)$$

⁴This can always be arranged by an appropriate rescaling of the matrices and the time coordinate and β becomes the dimensionless temperature parameter $\frac{\lambda^{1/3}}{T}$ with $\lambda = g^2 N$ the 't Hooft coupling.

Now let us discuss the measure of the transporter fields $U_{n,n+1}$. The measure can be written as:

$$\prod_{n=0}^{\Lambda-1} \mathcal{D}U_{n,n+1} = \prod_{n=1}^{\Lambda-1} \mathcal{D}U_{n,n+1} \mathcal{D}U_{0,1} = \prod_{n=1}^{\Lambda-1} \mathcal{D}U_{n,n+1} \mathcal{D}\mathcal{W} , \quad (3.10)$$

where we have used the that $U_{0,1} = \mathcal{W} (U_{1,2} \dots U_{\Lambda-2,\Lambda-1})^\dagger$ and the invariance of the measure. But the action (3.9) depends only on the matrix \mathcal{W} (in fact only on the eigenvalues of \mathcal{W}). Therefore the integration over the measure of the transporter fields reduces to:

$$\begin{aligned} & \int \prod_{n=0}^{\Lambda-1} \mathcal{D}U_{n,n+1} e^{-S_b[\tilde{X}, D_\Lambda]} = (\text{Vol } \text{U}(N))^{\Lambda-1} \int \mathcal{D}\mathcal{W} e^{-S_b[\tilde{X}, D_\Lambda]} \propto \\ & \propto \int \prod_{k=1}^N d\theta_k \prod_{l>m} |e^{i\theta_l} - e^{i\theta_m}|^2 e^{-S_b[\tilde{X}, D_\Lambda(\theta)]} \propto \int \prod_{k=1}^N d\theta_k e^{-S_b[\tilde{X}, D_\Lambda(\theta)] - S_{\text{FP}}[\theta]} , \end{aligned} \quad (3.11)$$

where $S_{\text{FP}}[\theta]$ is given by:

$$S_{\text{FP}}[\theta] = - \sum_{l \neq m} \ln \left| \sin \frac{\theta_l - \theta_m}{2} \right| . \quad (3.12)$$

3.2 Hybrid Monte Carlo

To implement the Hybrid Monte Carlo algorithm it is convenient to work in a gauge in which the holonomy matrix is non-trivial only at the one link (we choose the one connecting sites zero and $\Lambda - 1$). To this end we omit the diagonal matrices h_n in the transformation (3.8). The action (3.9) is then given by:

$$S_b[X, D] = N \text{tr} \left\{ -\frac{1}{a} \sum_{n=0}^{\Lambda-2} X_n^i X_{n+1}^i - \frac{1}{a} X_{\Lambda-1}^i D X_0^i D^\dagger + \sum_{n=0}^{\Lambda-1} \left[\frac{1}{a} (X_n^i)^2 - \frac{a}{4} [X_n^i, X_n^j]^2 \right] \right\} . \quad (3.13)$$

The corresponding Hamiltonian for the molecular dynamics part of the HMC algorithm is then:

$$\mathcal{H}_{\text{bos}} = \frac{1}{2} \sum_{n=0}^{\Lambda-1} \text{tr} P_n^i \cdot P_n^i + \frac{1}{2} \sum_{l=0}^{N-1} P_d^l{}^2 + S_b[X, D(\theta)] + S_{\text{FP}}[\theta] , \quad (3.14)$$

where P_n^i are the canonical momenta corresponding to the hermitian matrices \tilde{X}_n^i , and p_d^l are the canonical momenta associated to the angles θ_l . Hamilton's equations read:

$$\begin{aligned} \dot{P}_{n,lm}^i &= -\partial S_b / \partial X_{n,ml}^i , & \dot{P}_d^l &= -\partial S_b / \partial \theta_l , \\ \dot{X}_{n,lm}^i &= P_{n,lm}^i , & \dot{\theta}_l &= P_d^l , \end{aligned} \quad (3.15)$$

where dots denote derivatives are with respect to the Monte Carlo time. Using equation (3.13), for the corresponding forces we obtain:

$$\begin{aligned}
-\partial S_b/\partial X_{0,ml}^i &= \frac{N}{a} \left(X_1^i - 2X_0^i + D^\dagger X_{\Lambda-1}^i D \right)_{lm} + Na \left[X_0^j, \left[X_0^i, X_0^j \right] \right]_{lm} , \\
-\partial S_b/\partial X_{n,ml}^i &= \frac{N}{a} \left(X_{n+1}^i - 2X_n^i + X_{n-1}^i \right)_{lm} + Na \left[X_n^j, \left[X_n^i, X_n^j \right] \right]_{lm} \quad \text{for } n = 1, \dots, \Lambda - 2 , \\
-\partial S_b/\partial X_{\Lambda-1,ml}^i &= \frac{N}{a} \left(DX_0^i D^\dagger - 2X_{\Lambda-1}^i + X_{\Lambda-2}^i \right)_{lm} + Na \left[X_{\Lambda-1}^j, \left[X_{\Lambda-1}^i, X_{\Lambda-1}^j \right] \right]_{lm} , \\
-\partial S_b/\partial \theta_l &= \frac{2N}{a} \sum_{m=0}^{N-1} \Re \left(i X_{\Lambda-1,ml}^i X_{0,lm}^i e^{i(\theta_l - \theta_m)} \right) + \sum_{m, m \neq l} \cot \left(\frac{\theta_l - \theta_m}{2} \right) , \tag{3.16}
\end{aligned}$$

which we implement in the Hybrid Monte Carlo.

3.3 Phase structure

In this section we reproduce the studies of the phase structure of the bosonic model originally obtained in [13]. The main observables that we focus on are the internal energy of the system E , the “extent of space” $\langle R^2 \rangle$ and the Polyakov loop P defined via:

$$E/N^2 = \left\langle -\frac{3}{4N\beta} \int_0^\beta dt \text{Tr} \left([X^i, X^j]^2 \right) \right\rangle , \tag{3.17}$$

$$\langle R^2 \rangle = \left\langle \frac{1}{N\beta} \int_0^\beta dt \text{Tr} \left(X^i \right)^2 \right\rangle . \tag{3.18}$$

$$P \equiv \frac{1}{N} \text{Tr} U , \tag{3.19}$$

$$U \equiv \mathcal{P} \exp \left(i \int_0^\beta dt A_0(t) \right) , \tag{3.20}$$

where the holonomy matrix, U , is the continuum limit of the link variable $U_{0,\Lambda}$ defined in equation (3.2). The expectation value of the Polyakov loop $\langle |P| \rangle$ plays the rôle of an order parameter for the confining-deconfining phase transition discussed in [13]. In figure 1 we presented a plot of this order parameter as a function of the temperature. The plot is for $N = 16$ and lattice spacing $a \approx 0.05$. One can see that near temperature $T \approx 0.90$ there is a second order phase transition. The change of the slope of the curves and the fluctuations in the simulations near $T \approx 0.9$ is consistent with the existence of a second order phase transition.

In figure 2 we present plots of the energy and “extent of space” as functions of the temperature, for $N = 16$ and lattice spacing $a \approx 0.05$. The dashed curves represent the analytical high temperature behaviour obtained in [14]. Our results agree very well with the corresponding studies in [13].

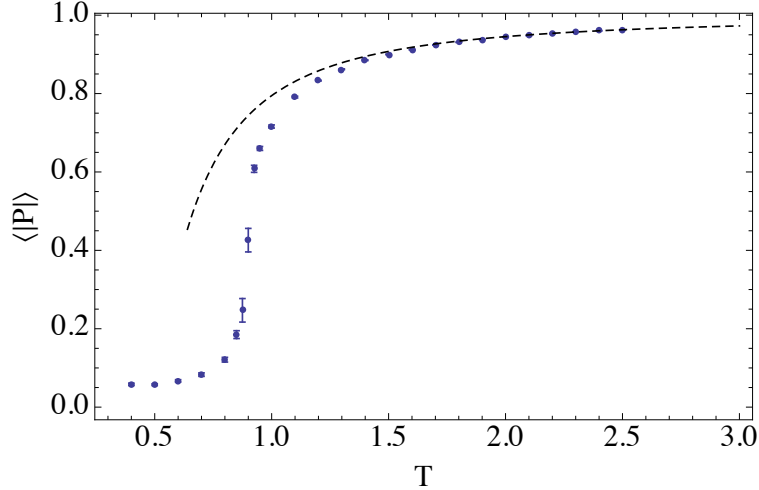


Figure 1. A Plot of the expectation value of the Polyakov loop $|P|$ as a function of the temperature, for $N = 16$ and lattice spacing $a \approx 0.05$. One can see that near $T \approx 0.90$ the theory undergoes a second order phase transition.

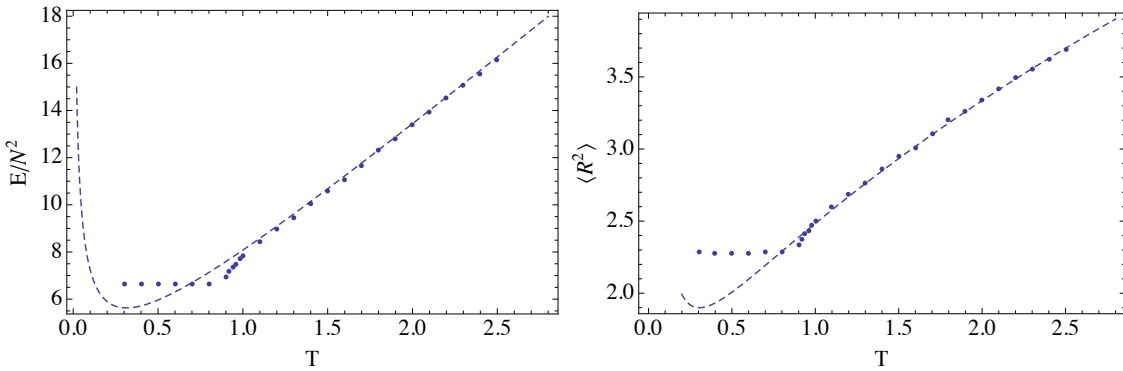


Figure 2. Plots of the scaled energy E/N^2 and the “extent of space” $\langle R^2 \rangle$ as functions of the temperature. The dashed curves correspond to the high temperature behaviour obtained in [14]. One can see that near $T \approx 0.9$ the plots suggest the existence of a second order phase transition. The energy and temperature in the plots are in units of $\lambda^{1/3}$.

A more detailed analysis of the temperature range close to the transition revealed that there are in fact two transitions. To uncover more detail on the nature of the phase transition the authors of [13] analysed the distribution of the holonomy matrix near the phase transition and uncovered behaviour consistent with the Gross-Witten model [16] and concluded that the holonomy undergoes a transition from a uniform distribution at $T_{c2} \simeq 0.8758(9)$ to a gapped distribution at $T_{c2} = 0.905(2)$. In figure 3 we present our plots of the distribution of the holonomy around the phase transition. The dashed curves in the plot represent fits with the gapped and ungapped forms of the Gross-Witten distribution which are in excellent agreement with those of [14] and we have not attempted to refine their results, rather our purpose is to

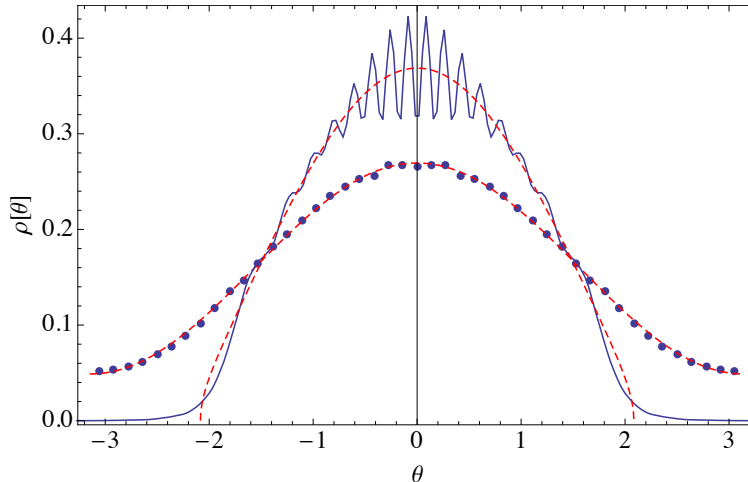


Figure 3. Plots of the distribution of the holonomy P for temperatures $T = 0.900$ (the gapped phase) and $T = .9006$ (the ungapped phase). The plots are for size $N = 16$ and lattice spacing $a \approx 0.05$. The dashed curves correspond to fits to the Gross-Witten gapped and untapped distributions.

uncover a hidden Gaussian structure in the model.

3.4 Gap and eigenvalue distribution

In this section we investigate the eigenvalue distribution of the scalar fields. We also perform studies of the mass of the theory at zero temperature. Our results suggest that at all temperatures the eigenvalue distribution of any one of the X^i is given by a Wigner semicircle, with a radius R_λ following the temperature behaviour of the observable $\langle R^2 \rangle$.⁵ Therefore, we conclude that while the radius of the distribution experiences a phase transition the shape of the distribution remains unchanged. We believe that the main reason for this behaviour is that for nine scalar fields the commutator squared term can be replaced and approximated by a quadratic mass term in the spirit of [17], where an expansion at large number of scalar field has been developed. Generalising these techniques, we are able to obtain an estimate of the mass, which agrees very well with both the gap measured from correlation functions and the radius of the distribution which are obtained from Monte Carlo simulations.

In the limit of high temperature the model reduces to the 10-dimensional Yang-Mills matrix model considered in [17]. The obtained behaviour of the radius is in agreement with the large temperature expansion performed in [14] and provides an analytic approximation to the leading coefficients in this expansion.

We begin by considering the model at zero temperature. In this case the holonomy can be completely gauged away and the model simplifies. Furthermore, at zero temperature the correlator:

$$\langle \text{Tr} (X^1(0)X^1(t)) \rangle \propto e^{-mt} + \dots, \quad (3.21)$$

⁵The semicircle law implies $R_\lambda^2 = 4\langle R^2 \rangle$.

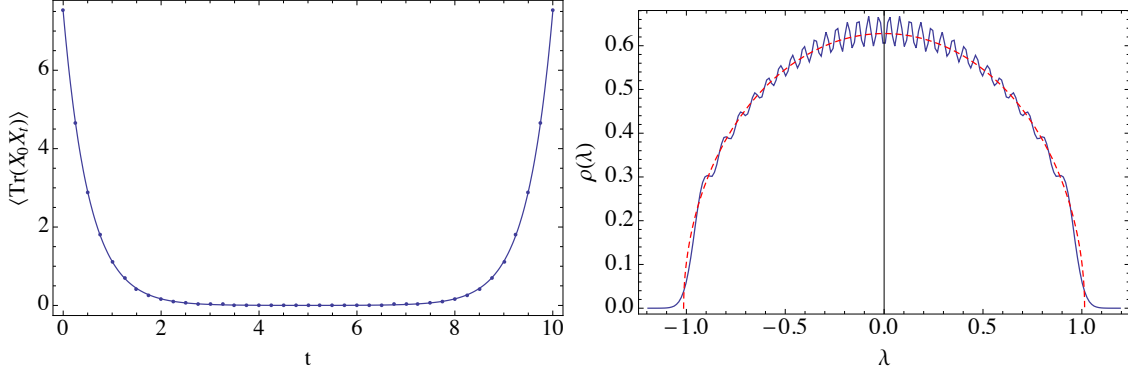


Figure 4. *On the left:* A plot of the correlator $\langle \text{Tr}(X^1(0)X^1(t)) \rangle$ for $N = 30$, $\beta = 10$ and lattice spacing $a = 0.25$. The fitting curve is given by equation (3.22) with parameters $A \approx 7.50 \pm 0.2$ and $m \approx (1.90 \pm .01)\lambda^{1/3}$. *On the right:* A plot of the eigenvalue distribution of one of the scalars for the same parameters. The fitting curve represent a Wigner-semicircle of radius $R_\lambda \approx 1.01$.

captures the gap $\Delta m = E_1 - E_0$ of the theory. To calculate the gap in the discrete theory, we periodically identify the time direction with period β :

$$\langle \text{Tr}(X^1(0)X^1(t)) \rangle = A (e^{-mt} + e^{-m(\beta-t)}) , \quad (3.22)$$

Note that although formally β is the same parameter that we have at finite temperature, since we set the holonomy to zero here its meaning is just a periodic time as opposed to inverse temperature. Our result for the correlator for $N = 30$, $\beta = 10$ and lattice spacing $a = 0.25$ is presented on the left in figure 4. The fitting curve is given by equation (3.22) with parameters $A \approx 7.50 \pm 0.2$ and $m \approx (1.90 \pm .01)\lambda^{1/3}$. On the right we have presented a plot of the eigenvalue distribution of one of the matrices for the same parameters. The fitting curve represents a Wigner semicircle of radius $R_\lambda \approx 1.01$. The fact that theory is gapped and that the eigenvalue distribution is a semicircle suggests that that at low temperate the model has an effective action:

$$S_{\text{eff}} = N \int_{-\infty}^{\infty} dt \text{Tr} \left(\frac{1}{2} \dot{X}^2 + \frac{1}{2} m^2 X^2 \right) \quad (3.23)$$

for each of the matrices X^i . It is well known [18] that for the action (3.23) the eigenvalue distribution of X is given by a Wigner semicircle of radius:

$$R_\lambda = \sqrt{\frac{2}{m}} \approx 1.03, \quad (3.24)$$

where we have substituted $m \approx 1.90$. This agrees nicely (within errors) with the result for $R_\lambda \approx 1.01$ obtained by fitting the actual distribution.

3.5 $1/D$ expansion

Adapting the techniques developed in [17] to the time dependent case that we are considering we can obtain a theoretical estimate of the radius at low temperature. Let us consider again

the action of the bosonic model (3.1):

$$S_b = N \int_0^\beta dt \operatorname{tr} \left\{ \frac{1}{2} (\mathcal{D}_t X^i)^2 - \frac{1}{4} [X^i, X^j]^2 \right\}, \quad (3.25)$$

where we have rescaled so that $\beta = \frac{\lambda^{1/3}}{T}$ (effectively we set $g = N^{-1/2}$). The commutator square term can be written as:

$$\operatorname{Tr}[X^i, X^j]^2 = \operatorname{Tr} \left([t^a, t^c][t^b, t^d] \right) X_a^i X_b^i X_c^j X_d^j = \lambda^{abcd} X_a^i X_b^i X_c^j X_d^j, \quad (3.26)$$

where t^a are $SU(N)$ generators normalised to $\operatorname{Tr} t^a t^b = \delta^{ab}$ and the tensor λ^{abcd} is given by:

$$\lambda^{abcd} = \frac{1}{2} \operatorname{Tr} \left([t^a, t^c][t^b, t^d] + [t^a, t^d][t^b, t^c] \right), \quad (3.27)$$

It is convenient also to define the inverse kernel of λ^{abcd} satisfying:

$$\mu_{abcd} \lambda^{cdef} = \delta_a^e \delta_b^f, \quad \lambda^{abcd} \mu_{cdef} = \delta_e^a \delta_f^b. \quad (3.28)$$

We will also use the identities:

$$\lambda^{abcd} \delta_{cd} = -2N \delta^{ab}, \quad \mu_{abcd} \delta^{cd} = -\frac{1}{2N} \delta_{ab}. \quad (3.29)$$

The action (3.25) can then be written as:

$$S_b = N \int_0^\beta dt \operatorname{Tr} \left(\frac{1}{2} (\mathcal{D}_t X^i)^2 \right) - \frac{N}{4} \lambda^{abcd} \int_0^\beta dt X_a^i X_b^i X_c^j X_d^j. \quad (3.30)$$

Our next step is to add to the action the term⁶:

$$\Delta S = \frac{N}{4} \mu_{abcd} \int_0^\beta dt \left(k^{ab} + \lambda^{abef} X_e^i X_f^i \right) \left(k^{cd} + \lambda^{cdgh} X_g^i X_h^i \right), \quad (3.31)$$

the action $S'_b = S_b + \Delta S$ then becomes:

$$S'_b = \frac{N}{2} \int_0^\beta dt \left\{ \operatorname{Tr} (\mathcal{D}_t X^i)^2 + k^{ab} X_a^i X_b^i \right\} + \frac{N}{4} \mu_{abcd} \int_0^\beta dt k^{ab} k^{cd}. \quad (3.32)$$

Next we define:

$$k_{ij,lm} \equiv t_{ij}^a k^{ab} t_{lm}^b, \quad (3.33)$$

From the definition of $k_{ij,lm}$ it follows that it is traceless with respect to the first and the second pair of indices and we can invert: $k^{ab} = t_{ij}^a k_{ji,ml} t_{lm}^b$. Substituting in the action (3.32), Fourier transforming (via $X = \sum_n e^{i\frac{2\pi n}{\beta} t} \tilde{X}_n$) and assuming k_{ab} is time independent we obtain:

$$S'_b = \frac{N}{2} \sum_{n=-\infty}^{\infty} \tilde{X}_{-n,ij} \left(\left(\frac{2\pi n + \theta_i - \theta_j}{\beta} \right)^2 P_{jl,ml} + k_{jl,ml} \right) \tilde{X}_{n,lm} + \frac{\beta N}{4} \mu_{abcd} k^{ab} k^{cd}, \quad (3.34)$$

⁶Note that we can always add this term since $\int \mathcal{D}k e^{-\Delta S} = \text{const}$

where we have defined the projector on traceless matrices:

$$P_{ij,lm} = t_{ij}^a t_{lm}^a = \delta_{im}\delta_{jl} - \frac{1}{N}\delta_{ij}\delta_{lm} \quad (3.35)$$

and assumed that k is constant. Defining also the double index matrix :

$$W(n)_{ij,lm} \equiv \left(\frac{2\pi n + \theta_i - \theta_j}{\beta} \right)^2 P_{jl,ml} + k_{jl,ml} , \quad (3.36)$$

we can integrate out the X's:

$$\int \mathcal{D}X \mathcal{D}k e^{-S'_b} \propto \int \mathcal{D}k \prod_n \text{Det}^{-p/2} (P.W(n).P) e^{-\frac{\beta N}{4}\mu_{abcd} k^{ab}k^{cd}} . \quad (3.37)$$

The effective action for the field k then becomes:

$$S_{\text{eff}}[k] = \frac{p}{2} \sum_n \text{Tr} \log (P.W(n).P) + \frac{\beta N}{4} \mu_{abcd} k^{ab}k^{cd} . \quad (3.38)$$

We now notice that the first term in the expression for the matrix W (3.36) commutes with the projector P . It is natural then to consider an ansatz for k which also have that property. Thus we consider:

$$k_{ij,lm} \equiv k_{ij} P_{ij,lm} = P_{ij,lm} k_{lm} \quad (3.39)$$

The last equality is possible only if all diagonal components of k_{ij} are the same (namely $k_{ii} = k_{jj}$ for all i, j) we also choose k_{ij} to be symmetric. Then:

$$\begin{aligned} W(n)_{ij,lm} &= \Delta_{ij}(n) P_{ij,lm} = P_{ij,lm} \Delta_{lm}(n) , \\ \Delta_{ij}(n) &\equiv \left(\frac{2\pi n + \theta_i - \theta_j}{\beta} \right)^2 + k_{ij} , \end{aligned} \quad (3.40)$$

and we have for all powers r that $(P.W(n).P)_{ij,lm}^r = P_{ij,lm} (\Delta_{ij}(n))^r$. Therefore,

$$S_{\text{eff}}[k] = \frac{p}{2} \sum_n \sum_{ij} P_{ij,ji} \log(\Delta(n)_{ij}) + \frac{\beta N}{4} \mu_{abcd} k^{ab}k^{cd} . \quad (3.41)$$

The corresponding saddle point equation $S'_{\text{eff}}[k] = 0$ becomes:

$$\frac{p}{2} \sum_n \frac{P_{ij,ji}}{\left(\frac{2\pi n + \theta_i - \theta_j}{\beta} \right)^2 + k_{ij}} + \frac{\beta N}{2} \mu_{abcd} k^{ab} t_{ij}^c t_{ji}^d = 0 . \quad (3.42)$$

We can now sum the series to obtain:

$$\frac{p}{\sqrt{k_{ij}}} \frac{\sinh(\beta\sqrt{k_{ij}})}{\cosh(\beta\sqrt{k_{ij}}) - \cos(\theta_i - \theta_j)} P_{ij,ji} + 2N \mu_{abcd} k^{ab} t_{ij}^c t_{ji}^d = 0 . \quad (3.43)$$

In principle we can solve for k_{ij} in terms of $\theta_i - \theta_j$, but we will restrict ourselves to extract the low temperature dependence. The first term in equation (3.43) has the following expansion:

$$\frac{\sinh(\beta\sqrt{k_{ij}})}{\cosh(\beta\sqrt{k_{ij}}) - \cos(\theta_i - \theta_j)} = 1 + 2 \cos(\theta_i - \theta_j) e^{-\beta\sqrt{k_{ij}}} + O(e^{-2\beta\sqrt{k_{ij}}}) \quad (3.44)$$

One can see that the effect of the holonomy is exponentially suppressed at low temperature, To leading order we can then consider a symmetric ansatz $k_{ij} = k_0$, which also implies $k^{ab} = k_0 \delta^{ab}$. We obtain:

$$\frac{p}{\sqrt{k_0}} P_{ij,ji} - k_0 P_{ij,ji} = 0 \quad \therefore k_0 = p^{2/3} . \quad (3.45)$$

Substituting into the action (3.32) to leading order we obtain:

$$S_b = N \int_{-\infty}^{\infty} dt \text{Tr} \left(\frac{1}{2} \dot{X}^2 + \frac{p^{2/3}}{2} X^2 \right) \quad (3.46)$$

and the corresponding radius of the eigenvalue distribution is:

$$R_0 = \left(\frac{8}{p} \right)^{1/6} \approx 0.98 . \quad (3.47)$$

This result agrees within a few percent with $R_\lambda \approx 1.01$ obtained by fitting the distribution in figure 4.

The exponential suppression of the holonomy corrections to the low temperature saddle point for k^{ab} suggest that a lot of the physics of the model (at least at low temperature) can be captured by the action:

$$S_b = N \int_0^\beta dt \text{Tr} \left(\frac{1}{2} (\mathcal{D}_t X)^2 + \frac{p^{2/3}}{2} X^2 \right) , \quad (3.48)$$

where we restored the gauge field in the covariant derivatives. Surprisingly this model knows all about the phase transition of the full model. In figure 5 we have presented our results for the energy and the Polyakov loop. Note that in this approximation the scaled energy E/N^2 is equal to the extent of space $\langle R^2 \rangle$. The plots are for $N = 32$ and lattice spacing $a \approx 0.05$. One can see that both the energy and the Polyakov loop exhibit the same behaviour as for the full model. There again appear to be two distinct transitions with the higher temperature one taking place at $T \approx .95$ and again appearing to be second order. It is slightly shifted towards high temperatures relative to the critical temperature for the full model. If instead of mass $m = p^{1/3} \lambda^{1/3}$ we use the value $m \simeq (1.90 \pm .01) \lambda^{1/3}$ the phase transition is shifted in the opposite direction (just bellow $T = 0.9$). This indicates that if one fits the mass parameter one can improve even further the agreement of the gauged gaussian model and the full one. The dashed curve in the second plot is the theoretical prediction for the high-temperature

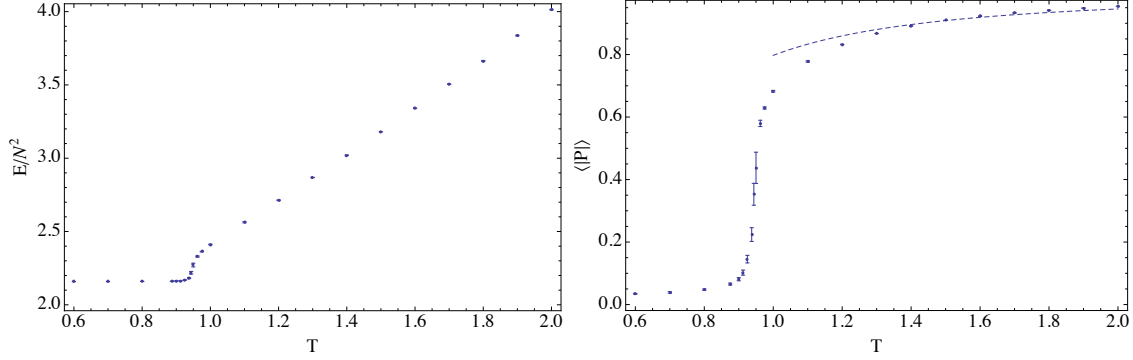


Figure 5. *On the left:* A plot of the energy of the gauged gaussian model for $N = 32$ lattice spacing $a \approx 0.05$. The red curve represents Wigner semicircle. *On the right:* A plot of the expectation value of the Polyakov loop for $N = 32$ lattice spacing $a \approx 0.05$. The second order phase transition takes place at $T \approx 0.95$. The energy and temperature in the plots are in units of $\lambda^{1/3}$.

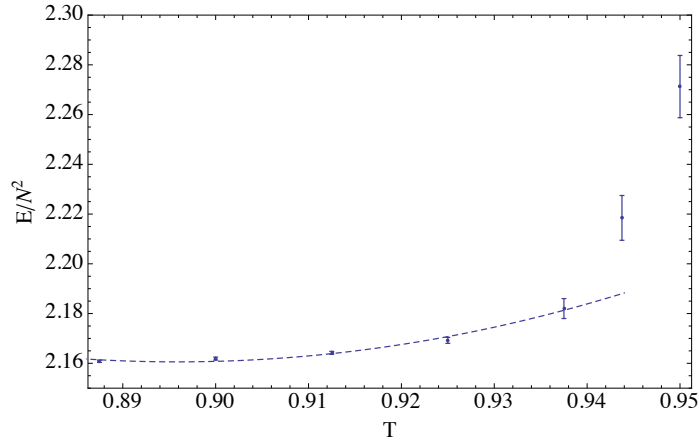


Figure 6. A zoomed in plot of the energy versus the temperature. The dashed curve represents a fit to equation (3.49) with $T_0 \approx 0.896$.

behaviour of the Polyakov loop, again one can observe a very good agreement. The high temperature behaviour of the energy on the other side disagrees with the corresponding behaviour of the full model. This is not surprising since we derived the effective action at low temperature and the dominant behaviour at high temperature is dominated by the highest power of the potential which has been changed from quartic to quadratic. One can also see that at low temperature the energy remains constant.

In figure 6 we have presented a plot of the energy versus the temperature zoomed in near the phase transition. The dashed curve represents a fit with:

$$E - \epsilon_0 = C(T - T_0)^2 \quad (3.49)$$

with parameter $T_0 \approx 0.896$. This indicates that the third order phase transition that the full model exhibits [13] is also captured by the gauged gaussian model.

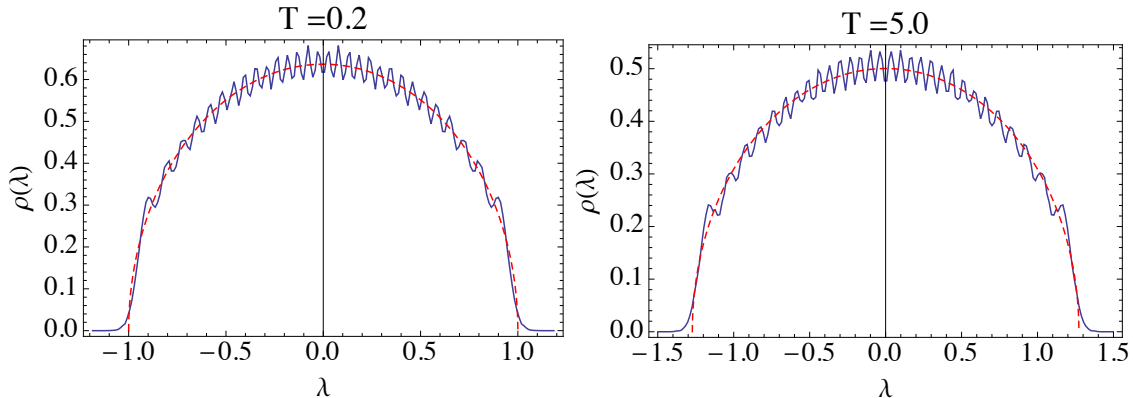


Figure 7. *On the left:* A plot of the eigenvalue distribution for $N = 30$, $T = .2$ and lattice spacing $a = .25$. The red curve represents Wigner semicircle. *On the right:* A plot of the eigenvalue distribution for $N = 30$, $T = 5.0$ and lattice spacing $a = .05$. Again the red curve represents Wigner semicircle.

One can perform the large p analysis (see [17]) in the high temperature limit where the model now has $p+1$ matrices (the holonomy becomes the additional matrix) and predict that the model in this limit again becomes Gaussian but now the field k_{ab} includes the holonomy and the saddle becomes $k_{ab} = \sqrt{p+1}\delta_{ab}$ which again predicts a Gaussian matrix models with a high temperature effective action $S_{eff} = \frac{\sqrt{p+1}}{2}Tr((X^i)^2)$ and consequently a Wigner semicircle distribution for the eigenvalues of X^i .

We conclude this section by presenting results for the eigenvalue distribution of the gauged gaussian model at finite temperature. In figure 7 we presented plots of the distribution for $T = 0.2$, $N = 30$ (left) and $T = 5.0$, $N = 30$ (right). The red dashed curves show a Wigner semicircle. One can see that the shape of the eigenvalue distribution does not change with temperature.

4 The supersymmetric model on the lattice

In this section we consider the full supersymmetric BFSS model on the lattice. The model has been simulated using non-lattice approach in [19] and using lattice discretisation in [20] and [22]. The main goal of these studies has been to compare the low temperature regime of the model to the holographically dual black hole geometry. The authors of refs. [19] and [22] also compared the high temperature resumé of the model with the high temperature expansion performed in [14]. Our goal is to reproduce some of these studies and calibrate our code.

A naive discretisation of the action (2.4) would result in a fermion doubling. This can be avoided [20] if the charge conjugation matrix is taken to be $C_9 = 1_8 \otimes \sigma_1$.⁷ Constructing a basis for which C_9 is of this form is relatively straightforward. For example one can tensor

⁷It is analogous to using staggered fermions, which in one dimension completely removes the doublers.

up the Majorana basis in seven euclidean dimensions $\tilde{\gamma}_E^a$:

$$\begin{aligned}\gamma^a &= -\tilde{\gamma}_E^a \otimes \sigma_3, \quad \text{for } a = 1, \dots, 7, \\ \gamma^8 &= 1_8 \otimes \sigma_2, \\ \gamma^9 &= 1_8 \otimes \sigma_1,\end{aligned}\tag{4.1}$$

and verify that indeed C_9 is of the desired form (it also satisfies $C_9 = \gamma^9$). We next proceed in discretising the action (2.4). Since the bosonic part of the action is identical to the one considered in section 3, we will consider only the fermionic part of the action:

$$S_f = \frac{1}{2g^2} \int d\tau \text{tr} \left\{ \psi^\alpha C_{9\alpha\beta} \mathcal{D}_\tau \psi^\beta - \psi^\alpha (C_9 \gamma^i)_{\alpha\beta} [X^i, \psi^\beta] \right\}.\tag{4.2}$$

We begin by splitting the fermions into two eight component fermions: $\psi = (\psi_1, \psi_2)$ and defining the forward and backward derivatives D_\pm :

$$\begin{aligned}(\mathcal{D}_- W)_n &= (W_n - U_{n,n-1} W_{n-1} U_{n-1,n})/a, \\ (\mathcal{D}_+ W)_n &= (U_{n,n+1} W_{n+1} U_{n+1,n} - W_n)/a.\end{aligned}\tag{4.3}$$

One can show that the discretised kinetic term then becomes:

$$\begin{aligned}S_f^{\text{kin}} &= \frac{1}{2g^2} \int d\tau \text{tr} \left(\psi^\alpha C_{9\alpha\beta} \mathcal{D}_\tau \psi^\beta \right) = \frac{a}{2g^2} \sum_{n=0}^{\Lambda-1} \text{tr} \left\{ \psi_{1,n}^T (\mathcal{D}_- \psi_2)_n + \psi_{2,n}^T (\mathcal{D}_+ \psi_1)_n \right\} = \\ &= \frac{1}{g^2} \text{tr} \left\{ - \sum_{n=0}^{\Lambda-1} \psi_{2,n}^T \psi_{1,n} + \sum_{n=0}^{\Lambda-2} \psi_{2,n}^T U_{n,n+1} \psi_{1,n+1} U_{n+1,n} \pm \psi_{2,\Lambda-1}^T U_{\Lambda-1,0} \psi_{1,0} U_{0,\Lambda-1} \right\},\end{aligned}\tag{4.4}$$

where the plus/minus sign in the last term corresponds to periodic/anti-periodic boundary conditions for the fermions.⁸ Using the gauge from the previous subsection when the holonomy is concentrated on a single link we can write S_f^{kin} as:

$$S_f^{\text{kin}} = \frac{1}{g^2} \text{tr} \left\{ - \sum_{n=0}^{\Lambda-1} \psi_{2,n}^T \psi_{1,n} + \sum_{n=0}^{\Lambda-2} \psi_{2,n}^T \psi_{1,n+1} \pm \psi_{2,\Lambda-1}^T D \psi_{1,0} D^\dagger \right\}.\tag{4.5}$$

Since all fields transform in the adjoint of $SU(N)$ instead of dealing with matrices we can use the corresponding real components: $X^a = \text{tr}(t^a X)$ and $\psi^a = \text{tr}(t^a \psi)$, where t^a are the standard basis of $SU(N)$ (introduced earlier) normalised as $\text{tr} t^a t^b = \delta^{ab}$. S_f^{kin} can then be written as:

$$S_f^{\text{kin}} = \frac{1}{g^2} \sum_{a,b=0}^{N^2-1} \sum_{m,n=0}^{\Lambda-1} \sum_{\alpha=1}^8 \psi_{m,a}^{\alpha+8} K_{mn}^{ab} \psi_{n,b}^\alpha,\tag{4.6}$$

$$K_{mn}^{ab} = (\delta_{m+1,n} - \delta_{m,n}) \delta^{ab} \pm \delta_{m,\Lambda-1} \delta_{n,0} d^{ab}\tag{4.7}$$

$$d^{ab} = \text{tr} \left(t^a D t^b D^\dagger \right).\tag{4.8}$$

⁸Namely the conditions $\psi_{-1} = \pm \psi_{\Lambda-1}$ and $\psi_\Lambda = \pm \psi_0$.

where the plus/minus sign corresponds to periodic/ant-periodic boundary conditions. The kinetic term can also be written as:

$$S_f^{\text{kin}} = \sum_{a,b=0}^{N^2-1} \sum_{m,n=0}^{\Lambda-1} \sum_{\alpha,\beta=1}^{16} \psi_{m,a}^\alpha \mathcal{M}_{mn,\alpha\beta,ab}^{\text{kin}} \psi_{n,b}^\beta \quad (4.9)$$

$$\mathcal{M}_{mn,\alpha\beta,ab}^{\text{kin}} = \frac{1}{2g^2} \begin{pmatrix} 0_8 & -K_{nm}^{ba} \\ K_{mn}^{ab} & 0_8 \end{pmatrix}_{\alpha\beta} . \quad (4.10)$$

Discretising the potential part of the action is straightforward. One obtains:

$$S_f^{\text{pot}} = \sum_{a,b=0}^{N^2-1} \sum_{m,n=0}^{\Lambda-1} \sum_{\alpha,\beta=1}^{16} \psi_{m,a}^\alpha \mathcal{M}_{mn,\alpha\beta,ab}^{\text{pot}} \psi_{n,b}^\beta \quad (4.11)$$

$$\mathcal{M}_{mn,\alpha\beta,ab}^{\text{pot}} = \frac{1}{2g^2} a i f^{abc} (C_9 \gamma^i)_{\alpha\beta} X_n^{c,i} \delta_{n+m,0} . \quad (4.12)$$

Finally, defining:

$$\mathcal{M}_{mn,\alpha\beta,ab} = \frac{1}{2g^2} \begin{pmatrix} 0_8 & -K_{nm}^{ba} \\ K_{mn}^{ab} & 0_8 \end{pmatrix}_{\alpha\beta} + \frac{1}{2g^2} a i f^{abc} (C_9 \gamma^i)_{\alpha\beta} X_n^{c,i} \delta_{n+m,0} . \quad (4.13)$$

We can write:

$$S_f = \psi^T \mathcal{M} \psi . \quad (4.14)$$

4.1 The Pfaffian phase is not a problem!

Integrating out the Fermions, the partition function of the model can be written as:

$$\mathcal{Z} \propto \int \mathcal{D}X \mathcal{D}\psi e^{-S[X,\psi]} \propto \int \mathcal{D}X \text{Pf}(\mathcal{M}) e^{-S_{\text{bos}}[X]} \quad (4.15)$$

Observe that \mathcal{M} is the sum of an anti-hermitian kinetic term and a hermitian potential and $\mathcal{M}^\dagger(X) = -\mathcal{M}(-X)$. Also because the Bosonic action is symmetric in X the Pfaffian in the partition function can be replaced by $|\text{Pf}(\mathcal{M})| \cos(\Theta_{Pf})$. Now as long as $-\frac{\pi}{2} < \Theta_{Pf} < \frac{\pi}{2}$ the cosine is positive and the effective action defines a true probability distribution given by

$$S_{eff} = S_{\text{bos}}[X] - \ln |\text{Pf}(\mathcal{M})| - \ln \cos(\Theta_{Pf}) \quad (4.16)$$

In figure 8 we have presented plot of the phase of the pfaffian of the fermionic matrix for $N = 3$ and four lattice points.⁹ One can see that cosine remains positive. We believe that the drop of $\cos \theta$ at very low temperatures is a lattice effect and is not present in the continuum limit.

⁹Note that to control the flat directions at low temperature we have added a small mass for the bosonic field.

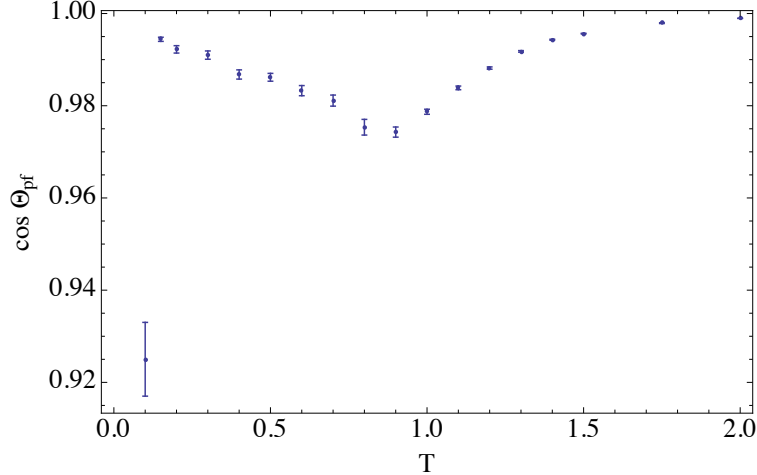


Figure 8. A plot of the phase of the pfaffian of the fermionic matrix for $N = 3$ and $\Lambda = 4$. One can see that the phase remains small for all temperature, but drops at very low temperatures. We believe that this is a lattice effect and is not present in the continuum limit. The flat directions are controlled with a small mass regulator at low temperature.

4.2 RHMC and fermionic forces

The next step is to apply the RHMC method [26] to the model. To this end we need the so called fermionic forces. Let us summarise briefly the philosophy.

As we have shown above the model does not suffer from a severe sign problem and so we ignore the phase of the Pfaffian and use that:

$$|\text{Pf}(\mathcal{M})| = \det(\mathcal{M}^\dagger \mathcal{M})^{1/4}, \quad (4.17)$$

to write

$$\mathcal{Z} \propto \int \mathcal{D}X \mathcal{D}\xi^\dagger \mathcal{D}\xi e^{-S_{\text{bos}}[X] - S_{\text{ps.f}}}, \quad (4.18)$$

where

$$S_{\text{ps.f}} \equiv \xi^\dagger (\mathcal{M}^\dagger \mathcal{M})^{-1/4} \xi. \quad (4.19)$$

Here ξ is a $16(N_c^2 - 1)\Lambda$ dimensional vector consisting of the pseudo-fermionic fields. The idea of the RHMC is to approximate the rational exponent of the matrix $\mathcal{M}^\dagger \mathcal{M}$ with a partial sum:

$$(\mathcal{M}^\dagger \mathcal{M})^\delta = \alpha_0 + \sum_{i=1}^{\#} \alpha_i (\mathcal{M}^\dagger \mathcal{M} + \beta_i)^{-1}, \quad (4.20)$$

where the parameters $\alpha_0, \alpha_i, \beta_i$ and $\#$ depend on the rational exponent δ , the spectral range of the matrix $\mathcal{M}^\dagger \mathcal{M}$ and the desired accuracy. We will need two rational exponents. To update the pseudo fermions we use that the field $\eta \equiv (\mathcal{M}^\dagger \mathcal{M})^{-1/8} \xi$ has a gaussian distribution and solve for $\xi = (\mathcal{M}^\dagger \mathcal{M})^{1/8} \eta$ using a multi-shift solver. Therefore, $\delta = 1/8$ is one of the

rational exponents that we need. To calculate the fermionic forces and the contribution to the hamiltonian we need to invert $(\mathcal{M}^\dagger \mathcal{M})^{-1/4}$ and the second exponent is $\delta = -1/4$.

Let us elaborate on the computation of the fermionic forces. We have two type of forces: gradients with respect to X_{nij} and gradients with respect to the phases of the links θ_i . Using the partial expansion (4.20), one can easily derive expression for the derivatives of the fermionic action:

$$\begin{aligned} \frac{\partial S_{\text{ps.f}}}{\partial u} &= - \sum_{i=1}^{\#} \alpha_i \xi_i^\dagger (\mathcal{M}^\dagger \mathcal{M} + \beta_i)^{-1} \frac{\partial (\mathcal{M}^\dagger \mathcal{M})}{\partial u} (\mathcal{M}^\dagger \mathcal{M} + \beta_i)^{-1} \xi_i \\ &= - \sum_{i=1}^{\#} \alpha_i h_i^\dagger \frac{\partial (\mathcal{M}^\dagger \mathcal{M})}{\partial u} h_i, \end{aligned} \quad (4.21)$$

where h_i satisfy $(\mathcal{M}^\dagger \mathcal{M} + \beta_i) h_i = \xi_i$ and are obtained from the multi-solver.

4.3 Simulation results

In this subsection we provide our results from the Monte Carlo simulation of the model. We focus on the same observables that we analysed for the bosonic model in section 3.3. The definitions of the extent of space $\langle R^2 \rangle$ and the expectation value of the Polyakov loop P remain the same. The expression for the internal energy is [20]¹⁰:

$$\frac{E}{N^2} = - \frac{3T}{N^2} \left(\langle S_{\text{bos}} \rangle - \frac{9}{2} \Lambda (N^2 - 1) \right), \quad (4.22)$$

We have simulated the following configurations. For temperatures $T > 2$ we have used $N = 8$ and $\Lambda = 8$. For the region $1 \leq T \leq 2$ we have used $N = 8$ and two or three different sizes of the lattice (for each point) in the range $8 \leq \Lambda \leq 16$ (For $T = 1$ we also went to $\Lambda = 32$). For temperatures lower than one we have used $N = 10, 12, 14$ and two lattice sizes per point $\Lambda = 8, 16$. For all temperatures the Polyakov loop is largely independent on the lattice spacing. The extent of space also experience very weak lattice effects. However, this is not the case for the internal energy and even for temperatures as high as $T = 2$ lattice effects can be a factor. In figure 9 we present our results for the energy at $T = .9, 1.0$ for different lattice spacing. One can see that the lattice effects die out linearly, which allows us to extrapolate the energy to zero lattice spacing. Our results for the internal energy are summarised in figure 10. The dashed curve at high temperatures is the theoretical curve obtained in the high temperature expansion. The dashed curve at low temperature represents the prediction of AdS/CFT.¹¹ The model becomes unstable for small matrix sizes N , an effect which has

¹⁰Note that this expression is also valid for the bosonic model. The result can be obtained by rescaling the fields such that the kinetic term is temperature independent and removes any temperature dependence from the measure (the Van Vleck Morette determinant generically depends on temperature). Then differentiating with respect to temperature and using the Ward identities associated with the total number of degrees of freedom yields this result.

¹¹We have used the α' corrected expression $\frac{1}{N^2} \frac{E}{\lambda^{1/3}} = 7.41 \left(\frac{T}{\lambda^{1/3}} \right)^{\frac{14}{5}} - 5.58 \left(\frac{T}{\lambda^{1/3}} \right)^{\frac{23}{5}}$ obtained in [21].

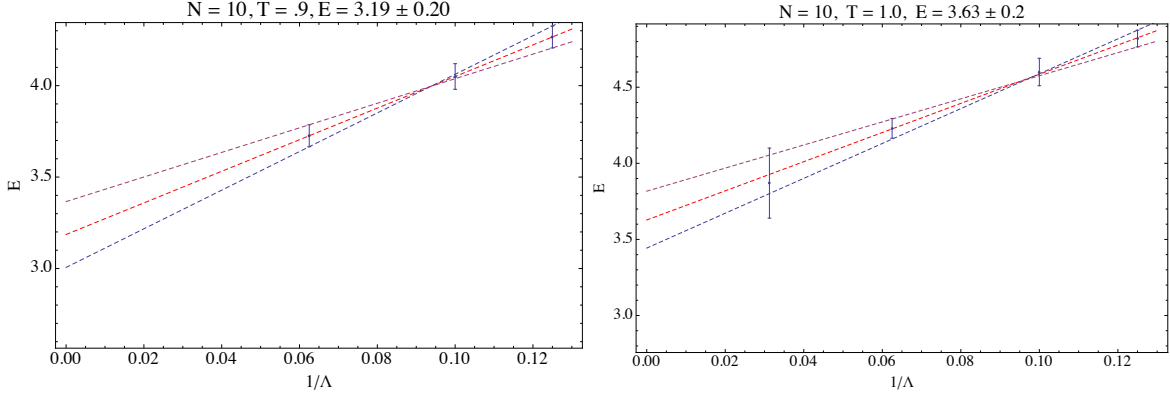


Figure 9. Scaling of the internal energy with the lattice spacing for temperatures $T = 0.9, 1.0$ and $N = 10$. One can see that the lattice effects dies our linearly, which allows extrapolation of the zero lattice spacing result.

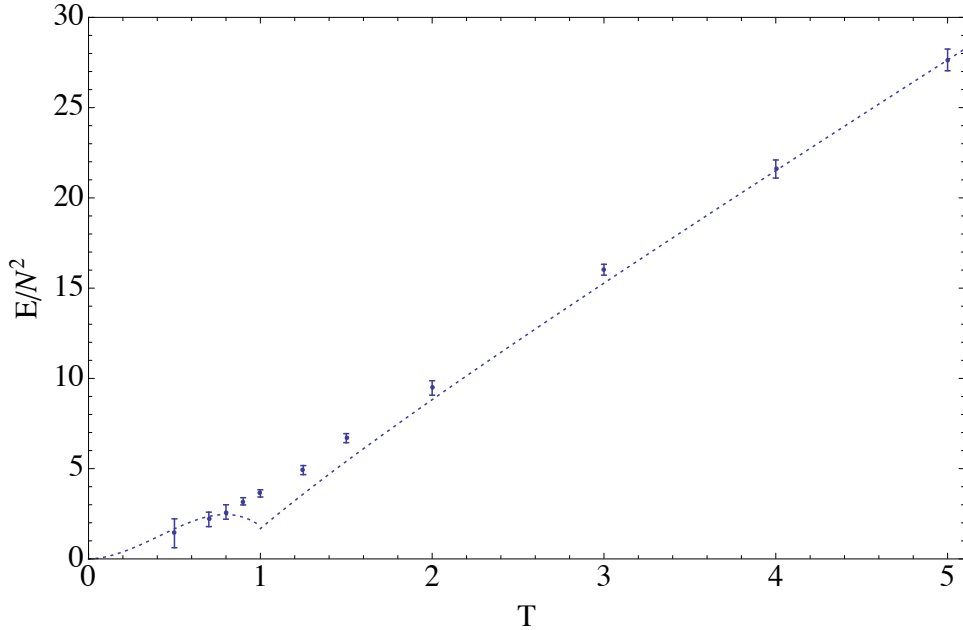


Figure 10. Results for the internal energy for $8 \leq N \leq 14$ and $8 \leq \Lambda \leq 16$. The dashed curve at high temperature correspond to the theoretical results of [14], while the low temperature curve represent the prediction for the internal energy from the AdS/CFT correspondence.

been related to Hawking radiation in the dual gravitational theory[23, 24]. To compare with the AdS/CFT predictions one needs to consider large matrices. Simulations with large matrix sizes is computationally expensive and as a result our low temperature data is still preliminary. However, even at this point we have excellent overall agreement with the studies of [19] and [22].

Finally, in figure 11 we present our results for the Polyakov loop and the extent of space.

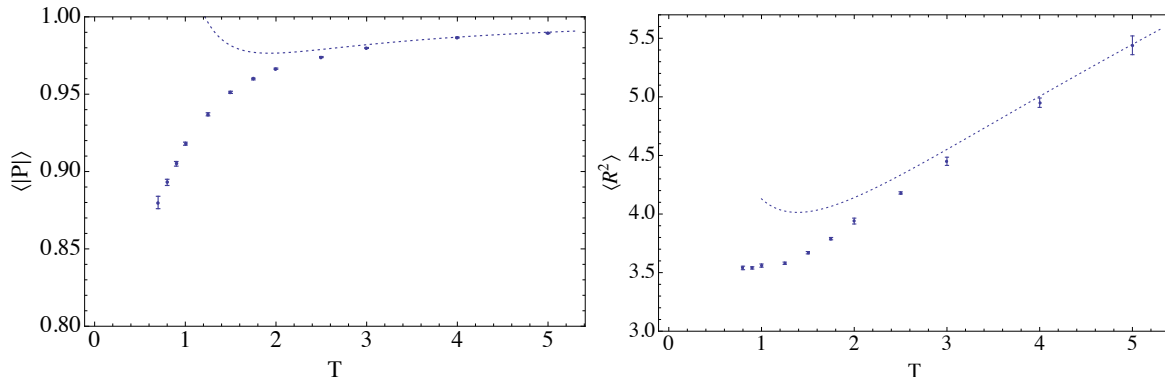


Figure 11. Plots of the expectation value of the Polyakov loop $\langle |P| \rangle$ and the extent of space $\langle R^2 \rangle$ as functions of temperature. The dashed curves represent the predictions of the high temperature expansion.

Again the dashed curve represents the high temperature theoretical result obtained in [14]. One can see the excellent agreement at high temperatures. Our result for these observables agree with the previous studies performed in [19], [20], [21] and [22].

5 Discussion

In this paper we have analysed both the purely Bosonic and the supersymmetric BFSS models. These are ‘‘Hoppe’’ regulated membranes and one would expect that in the large N limit when the regulator is removed that they describe the full quantum dynamics of these membranes. Surprisingly we found that the bosonic model, for sufficiently large embedding dimension reduces to a system of p -massive free bosons with the mass given by $m \sim p^{1/3}$. For $p = 9$ we performed detailed simulations of the model evaluating both the fall off of the correlation function and the eigenvalue distribution of the X^i fit with a Wigner semi-circle both of which give a consistent mass $m \simeq (1.90 \pm .01)\lambda^{1/3}$. This is a fundamental non-perturbative result and gives the mass gap in the full Hamiltonian of the model.

The correspondence of the full and gauged Gaussian model is excellent for a wide range of temperature. Somewhat surprisingly the phase transition region of the full model is faithfully reproduced by the effective model. Since the finite temperature version of the model is also the high temperature limit of 1 + 1 dimensional maximally supersymmetric Yang-Mills [15] compactified on a circle, we have established that this latter model should also reduce to a system of free massive scalars.

We then study the full supersymmetric BFSS model using a rational hybrid monte carlo simulation with Fourier acceleration to evaluate observables of the model. After describing our lattice discretisation of the model we investigated the phase of the Pfaffian obtained on integrating out the Fermions. The Pfaffian is generically complex, however, its phase is in fact not a problem for simulations. What enters simulations is the cosine of this phase and in the regularisation used in our work this phase is in fact restricted to a region where the

cosine is positive once the lattice spacing is sufficiently small. Direct measurements confirm that the phase is indeed small.

Though our results for this part of the paper do not yet go beyond those of [19] or cover as low a temperature as those of [22] they are more precise than those of Catterall and Wiseman [20] who use a similar lattice simulation. We have taken several lattice spacings and then performed an extrapolation to the limit of zero lattice spacing. We find good agreement with earlier results and excellent agreement with the predictions of AdS/CFT once $1/\alpha'$ corrections are included. Our results appear to approach the predictions of AdS/CFT a little more closely than those of [19] but the difference is broadly within the errors. The principal difficulty in simulating the model at lower temperatures is due to critical slowing down and though Fourier acceleration helped for $T \simeq 0.5$, simulations becomes increasingly more difficult at lower temperatures. An additional difficulty is the instability due to flat directions, which require increasingly larger matrix sizes as the temperature is reduced.

One of the principal aims of this work was to check the claims of previous work and in particular those on the absence of a complex phase problem. We were also interested in calibrating our code as we extend it to include systems with $D4$ -branes. The extension to such systems will allow us to perform more extensive tests of the AdS/CFT correspondence.

Acknowledgements: We wish to thank S. Catterall, M. Panero and M. Hanada for helpful comments.

References

- [1] J. Hoppe “Quantum Theory Of A Massless Relativistic Surface And A Two Dimensional Bound State Problem”, Ph.D. Thesis, Massachusetts Institute of Technology, (1982).
- [2] P. K. Townsend, “The eleven-dimensional supermembrane revisited”, *Phys. Lett.* **B350** (1995) 184 [hep-th/9501068].
- [3] B. de Wit, J. Hoppe and H. Nicolai, “On the Quantum Mechanics of Supermembranes,” *Nucl. Phys. B* **305** (1988) 545.
- [4] D. E. Berenstein, J. M. Maldacena and H. S. Nastase, “Strings in flat space and pp waves from N=4 Super Yang Mills,” *AIP Conf. Proc.* **646** (2003) 3.
- [5] O. Aharony, O. Bergman and D. L. Jafferis, “Fractional M2-branes,” *JHEP* **0811** (2008) 043 [arXiv:0807.4924 [hep-th]].
- [6] T. Banks, W. Fischler, S. H. Shenker and L. Susskind, “M theory as a matrix model: A Conjecture,” *Phys. Rev. D* **55**, 5112 (1997) [hep-th/9610043].
- [7] M. Baake, M. Reinicke and V. Rittenberg, “Fierz Identities for Real Clifford Algebras and the Number of Supercharges,” *J. Math. Phys.* **26** (1985) 1070.
- [8] R. Flume, “On Quantum Mechanics With Extended Supersymmetry and Nonabelian Gauge Constraints,” *Annals Phys.* **164** (1985) 189.
- [9] M. Claudson and M. B. Halpern, “Supersymmetric Ground State Wave Functions,” *Nucl. Phys. B* **250** (1985) 689.

- [10] E. Witten, “Bound states of strings and p-branes,” Nucl. Phys. B **460** (1996) 335 [hep-th/9510135].
- [11] L. Susskind, hep-th/9704080.
- [12] Polchinski, Joseph. ”Frontmatter”, String Theory. 1st ed. Vol. 2. Cambridge: Cambridge University Press, 1998. pp. i-viii. Cambridge Books Online.
- [13] N. Kawahara, J. Nishimura and S. Takeuchi, “Phase structure of matrix quantum mechanics at finite temperature,” JHEP **0710**, 097 (2007) [arXiv:0706.3517 [hep-th]].
- [14] N. Kawahara, J. Nishimura and S. Takeuchi, “High temperature expansion in supersymmetric matrix quantum mechanics,” JHEP **0712**, 103 (2007) [arXiv:0710.2188 [hep-th]].
- [15] O. Aharony, J. Marsano, S. Minwalla and T. Wiseman, “Black hole-black string phase transitions in thermal 1+1 dimensional supersymmetric Yang-Mills theory on a circle,” Class. Quant. Grav. **21** (2004) 5169 [hep-th/0406210].
- [16] D. J. Gross and E. Witten, “Possible Third Order Phase Transition in the Large N Lattice Gauge Theory,” Phys. Rev. D **21**, 446 (1980). S. R. Wadia, “ $N = \text{Infinity}$ Phase Transition in a Class of Exactly Soluble Model Lattice Gauge Theories,” Phys. Lett. B **93**, 403 (1980).
- [17] T. Hotta, J. Nishimura and A. Tsuchiya, “Dynamical aspects of large N reduced models,” Nucl. Phys. B **545**, 543 (1999) [hep-th/9811220].
- [18] E. Brezin, C. Itzykson, G. Parisi and J. B. Zuber, “Planar Diagrams,” Commun. Math. Phys. **59**, 35 (1978).
- [19] K. N. Anagnostopoulos, M. Hanada, J. Nishimura and S. Takeuchi, “Monte Carlo studies of supersymmetric matrix quantum mechanics with sixteen supercharges at finite temperature,” Phys. Rev. Lett. **100**, 021601 (2008) [arXiv:0707.4454 [hep-th]].
- [20] S. Catterall and T. Wiseman, “Black hole thermodynamics from simulations of lattice Yang-Mills theory,” Phys. Rev. D **78**, 041502 (2008) [arXiv:0803.4273 [hep-th]].
- [21] M. Hanada, Y. Hyakutake, J. Nishimura and S. Takeuchi, Phys. Rev. Lett. **102**, 191602 (2009) [arXiv:0811.3102 [hep-th]].
- [22] D. Kadoh and S. Kamata, “Gauge/gravity duality and lattice simulations of one dimensional SYM with sixteen supercharges,” arXiv:1503.08499 [hep-lat].
- [23] S. Catterall and T. Wiseman, JHEP **1004** (2010) 077 [arXiv:0909.4947 [hep-th]].
- [24] M. Hanada, Y. Hyakutake, G. Ishiki and J. Nishimura, Science **344** (2014) 882 [arXiv:1311.5607 [hep-th]].
- [25] M. Van Raamsdonk, “Open dielectric branes,” JHEP **0202**, 001 (2002) [hep-th/0112081].
- [26] M. A. Clark, A. D. Kennedy and Z. Sroczynski, “Exact 2+1 flavour RHMC simulations,” Nucl. Phys. Proc. Suppl. **140**, 835 (2005) [hep-lat/0409133].